


Early Hominids

What capabilities helped hominids survive?

PREVIEW

Think of your favorite superhero from a comic strip, book, or movie. In the space below, sketch a simple picture of your superhero and write his or her name.



List two or three capabilities your superhero has. In complete sentences, explain why these capabilities are important.

Key Content Terms

As you complete the Reading Notes, use these terms in your answers.

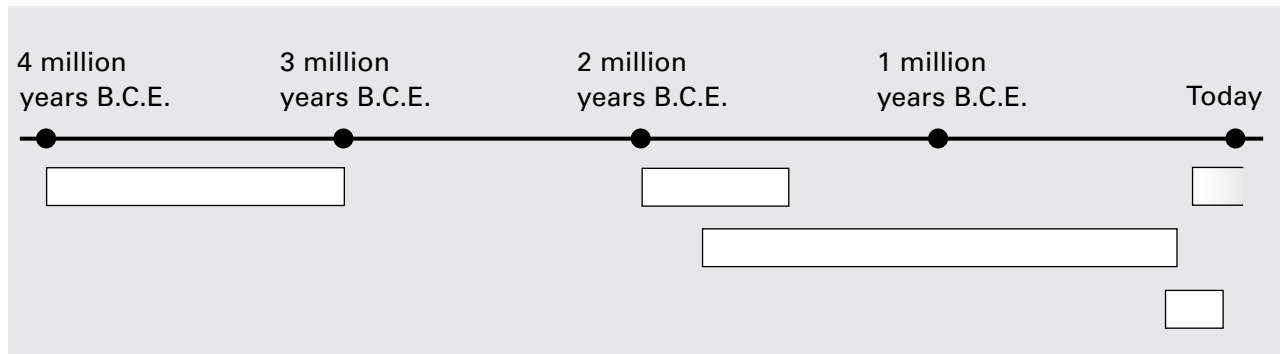
- | | |
|----------------|------------|
| anthropologist | capability |
| hominid | migrate |

Section 2

- In the spaces below, write the scientific name of this hominid. Then list any other nicknames for this hominid group.

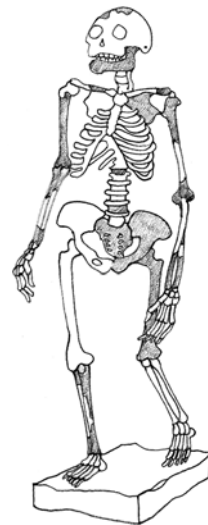


- Color the rectangle that matches the time period in which this hominid lived.



- In the image, color or draw the key capability of this hominid. Label it.

- Explain why the capability you labeled was important for survival. Include the following term in your explanation: *biped*.

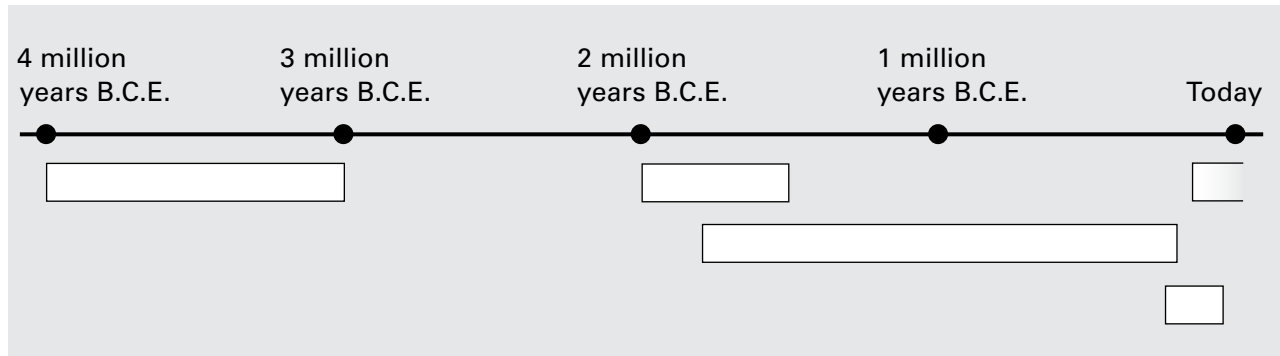


Section 3

1. In the spaces below, write the scientific name of this hominid. Then list any other nicknames for this hominid group.



2. Color the rectangle that matches the time period in which this hominid lived.



3. In the image, color or draw the key capabilities of this hominid. Label each one.

4. Explain why each capability you labeled was important for survival. Include the following terms in your explanation: *groups*, *tools*.

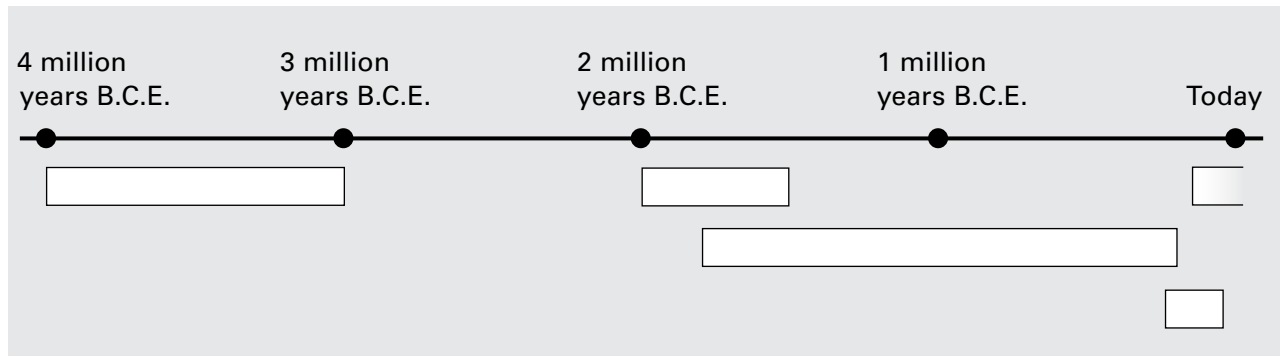


Section 4

1. In the spaces below, write the scientific name of this hominid. Then list any other nicknames for this hominid group.




2. Color the rectangle that matches the time period in which this hominid lived.



3. In the image, color or draw the key capabilities of this hominid. Label each one.

4. Explain why each capability you labeled was important for survival. Include the following terms in your explanation: *strong bones*, *fire*, *shelter*.

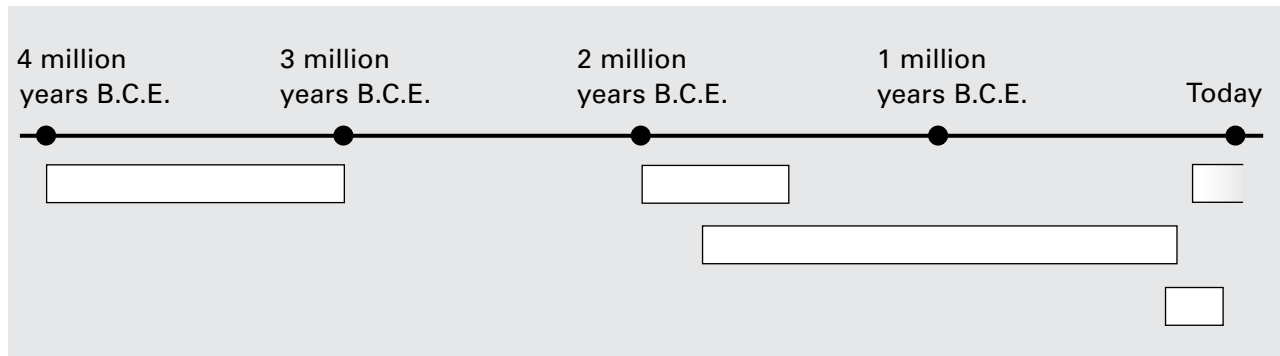


Section 5

1. In the spaces below, write the scientific name of this hominid. Then list any other nicknames for this hominid group.



2. Color the rectangle that matches the time period in which this hominid lived.



3. In the image, color or draw the key capabilities of this hominid. Label each one.

4. Explain why each capability you labeled was important for survival. Include the following terms in your explanation: *groups*, *spears*, *community*.

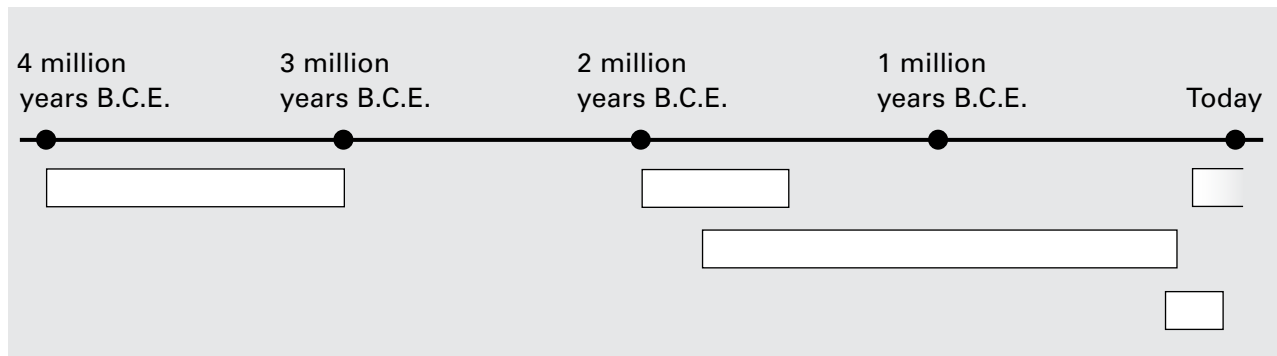


Section 6

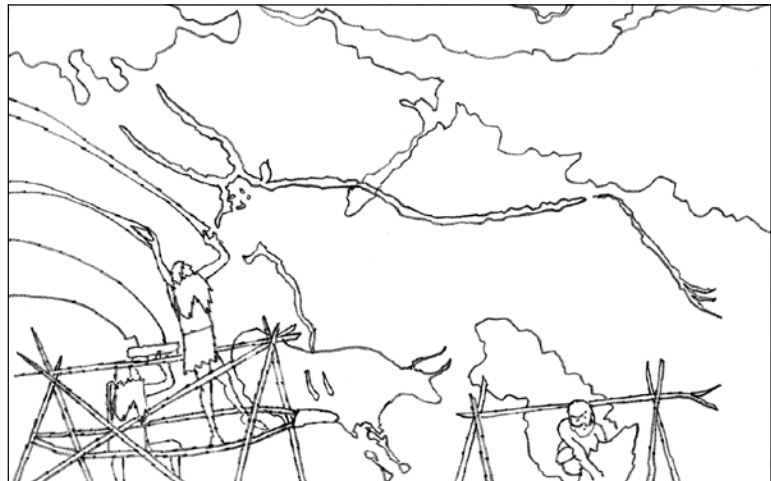
1. In the spaces below, write the scientific name of this hominid. Then list any other nicknames for this hominid group.



2. Color the rectangle that matches the time period in which this hominid lived.



3. In the image, color or draw the key capabilities of this hominid. Label each one.
4. Explain why each capability you labeled was important for survival. Include the following terms in your explanation: *tools, clothing, weapons, artwork.*



PROCESSING

On a separate sheet of paper, create a fact-filled “superhero” poster for the hominid group you found most interesting. The poster should focus on the capabilities of the hominid you select. Your poster needs to include

- the scientific name and nickname of your hominid.
- information about where and when your hominid lived.
- a drawing of your hominid group doing something in their natural environment.
- a description of your hominid’s important capabilities.
- any other creative ideas that make the poster more visually appealing.